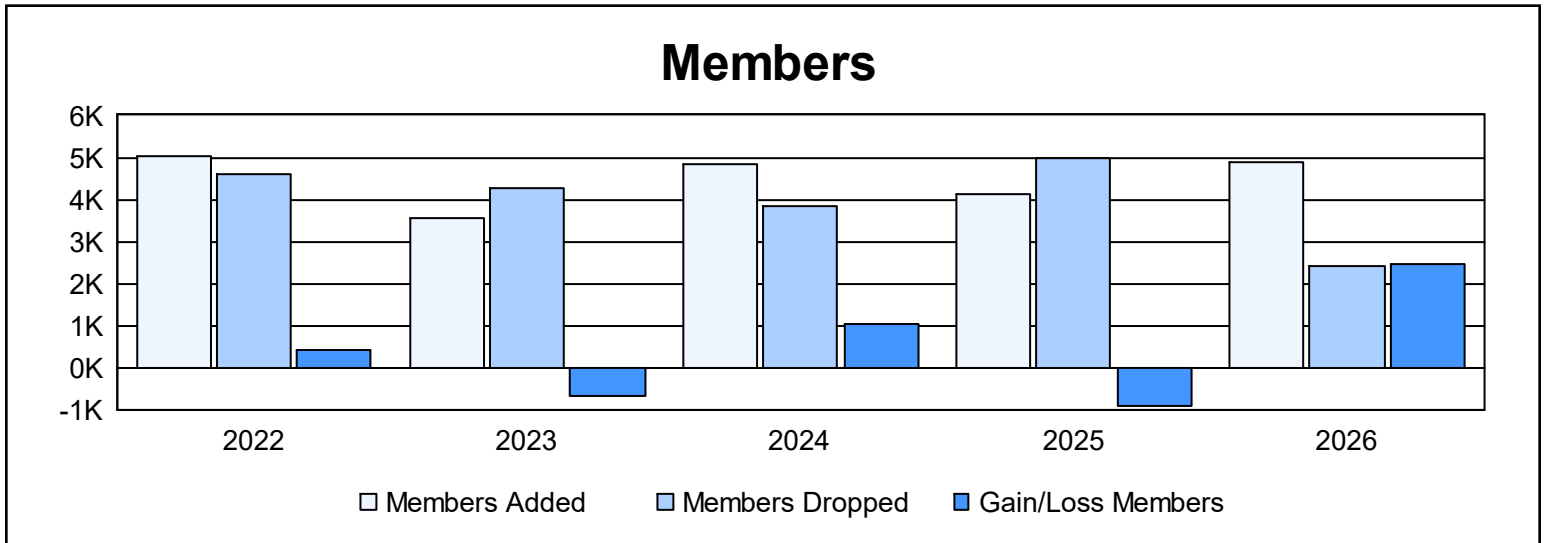
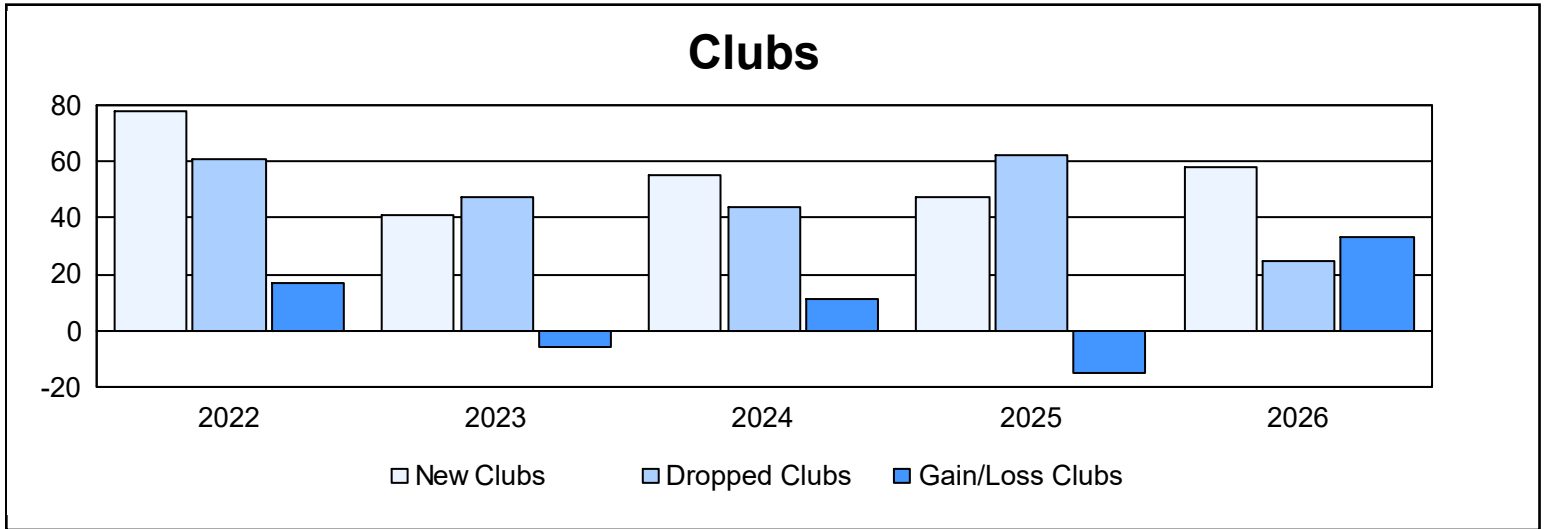
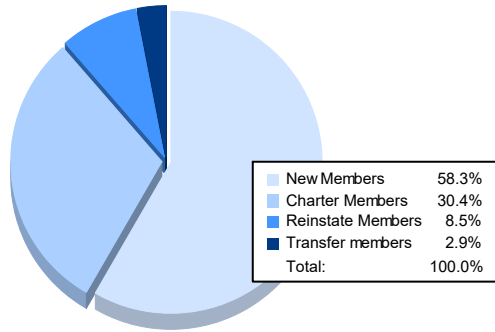


Year	New Clubs	Dropped Clubs	Gain/ Loss Clubs	New Members	Charter Members	Reinstate Members	Transfer Members	Total Member Added	Total Members Dropped	Gain/ Loss Members
2021-2022	78	61	17	2,649	2,131	184	56	5,020	4,594	426
2022-2023	41	47	-6	2,011	1,375	104	75	3,565	4,250	-685
2023-2024	55	44	11	2,916	1,435	367	126	4,844	3,824	1,020
2024-2025	47	62	-15	2,125	1,312	465	201	4,103	4,996	-893
2025-2026	58	25	33	2,840	1,480	412	143	4,875	2,395	2,480
Average	56	48	8	2,508	1,547	306	120	4,481	4,012	470



Membership Composition May 2026 Cumulative



Gender Composition May 2026 Cumulative

